




Susan Payne PROPERTY
PROUDLY PRESENT FOR SALE



38, Alfred Street

Ryde, Isle of Wight PO33 2TS



Enjoying a peaceful location on the outskirts of Ryde town, this charming semi-detached cottage offers two to three bedrooms, a south-facing garden with a large workshop, and driveway parking.

- Victorian, semi-detached property
- Flexible accommodation
- South-facing rear garden with workshop
- Peaceful yet convenient location
- Driveway parking for two vehicles
- Well-maintained and arranged
- Two to three bedrooms
- Countryside walks on the doorstep
- Easy walk to Ryde town and sandy beaches
- Close to local primary and secondary schools

For more information and to arrange a viewing, please contact Susan Payne Property on **01983 566244**.

Preview our newest listings first!
Search on Facebook for:
Susan Payne Property
Home Hunters

rightmove

Zoopla

OnTheMarket.com

PrimeLocation

The Property Ombudsman

You can also email us at sales@susanpayneproperty.co.uk, visit our website at susanpayneproperty.co.uk or visit us at East Quay, Wootton Bridge, Isle of Wight PO33 4LA. You can also follow us on Facebook, Twitter and Instagram.



Well-maintained and sympathetically updated over the four years of ownership, this charming cottage is ready to move into and offers the new owners the potential to put their own stamp on it. The property comprises a little hall which leads into the living room, the kitchen diner, and the stairs to the first floor landing. From the kitchen is access to the conservatory and the shower room. The first floor offers two double bedrooms and a single bedroom, which could be utilised in many ways. Outside, the property benefits from a lovely south-facing position and also features a workshop.

Within just a twenty-minute walk from the property is Ryde seafront, which boasts long stretches of sandy beaches with numerous seaside activities such as bowling, laser quest and an open-air swimming pool. The property is also within easy access to plenty of countryside walks, which can be reached within a couple of minutes walk. With good local primary and secondary schools nearby, there are also plenty of high street amenities within short walking distance, including boutique shops and convenience stores, a superb choice of eateries and even a local cinema. Another benefit of being so close to the seafront is having easy access to high-speed foot passenger travel to the mainland with Wightlink's catamaran service and the Hovercraft, which only takes 10 minutes to cross the Solent. Additionally, the Fishbourne to Portsmouth car ferry service is located just 3.2 miles away from the property. Regular public transport connections across the island are also within easy reach, with the Southern Vectis bus network and Island Line train service providing regular services for Ryde.

Welcome to 38 Alfred Street

The attractive red brick semi-detached property benefits from a driveway to the front and a wide access to one side leading up to the front door.

Living Room

Situated to the front of the property with a window to the front aspect, this lovely living room features a cosy log burner and an understairs area that could be utilised in several ways.

Kitchen - Diner

Featuring a series of base and wall cabinets, this kitchen offers plenty of storage as well as under-counter space and plumbing for a washing machine. Benefitting from a window to the side and rear aspect, the room is filled with natural light and offers space for a dining room table. With an alcove situated to one side of the chimney breast, which is an ideal spot for the fridge freezer, the neutral worktops integrate electric hobs with a double oven under. Easily accessible from the kitchen is a lobby area with a handy storage cupboard, currently set up as a larder. The gas boiler can be found in one corner of the kitchen.

Shower Room

Comprising a corner shower cubicle, a WC, and a unit incorporating the hand basin and storage, this shower room is naturally lit by an obscure glazed window to the rear aspect and is neutrally finished.

Conservatory

Enjoying views over the garden, the conservatory offers the perfect spot to sit and relax with a good book all year round. Its south-east facing position means it enjoys sunshine through the morning and some of the afternoon, and provides a quiet and cosy spot to enjoy. There is a door from here to the garden.

First Floor

The stairwell leads up to the first floor from the hall at the entrance, providing access to two double bedrooms. The third bedroom can be accessed through the second bedroom.

Bedroom One

Benefitting from a window to the front aspect, this double bedroom offers space for wardrobes or potential for fitted wardrobes, plus there is access to an overstairs storage cupboard.

**Bedroom Two**

Boasting beautiful countryside views from the window to the rear, this double bedroom features a fitted wardrobe, and a few steps down lead to bedroom three.

Bedroom Three

Offering an exciting opportunity to adapt to meet the new owner's specifications, this room is currently utilised as storage but could be a dressing room, single bedroom or nursery, and even an en-suite.

Garden

With a patio area situated to the rear of the property, this garden is a real sun trap and enjoys sunshine all day. The garden is enclosed by a mixture of hedging and fencing, creating privacy but also encouraging wildlife to the garden. At the bottom of the garden is a large workshop/storage shed.

Workshop

As a fantastic addition to the property, this space is equipped with power and lighting, and offers storage space, an office, or a workshop.

Parking

The property benefits from a driveway with parking for two vehicles, as well as additional on-road parking available on Alfred Street and surrounding roads.

38 Alfred Street presents a fantastic opportunity to acquire a Victorian semi-detached property with flexible accommodation, a delightful garden with a workshop, and driveway parking. A viewing is highly recommended with the sole agent, Susan Payne Property.

Additional Details

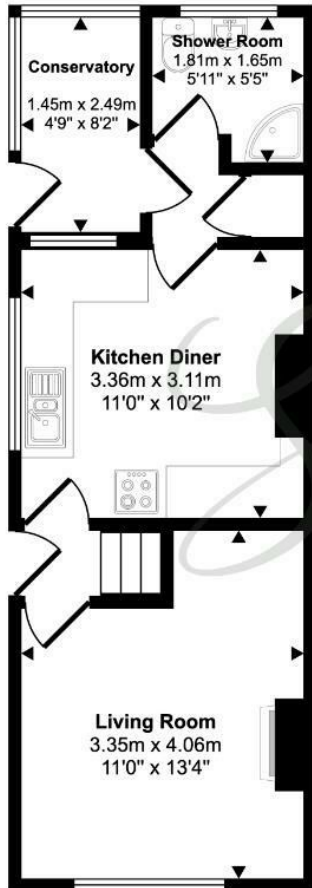
Tenure: Freehold

Council Tax Band: B (approx. £1,984.62 pa – Isle of Wight Council 2025/2026)

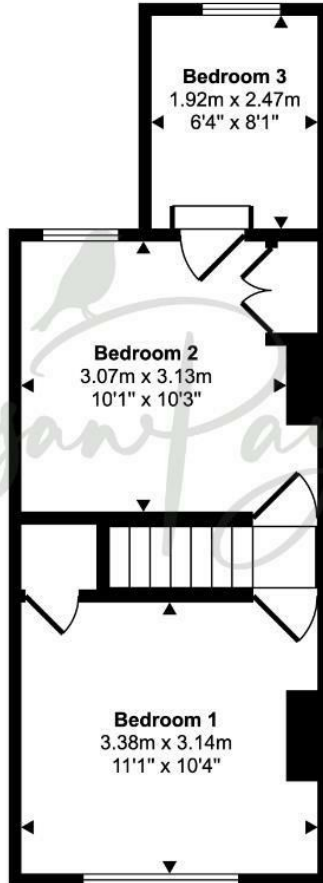
Services: Mains water, drainage, gas, and electricity



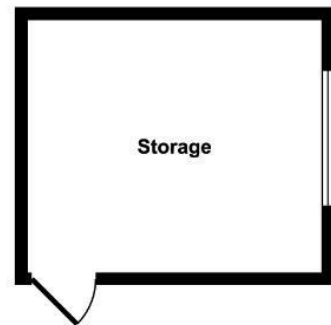
Approx Gross Internal Area
74 sq m / 793 sq ft



Ground Floor
Approx 34 sq m / 363 sq ft

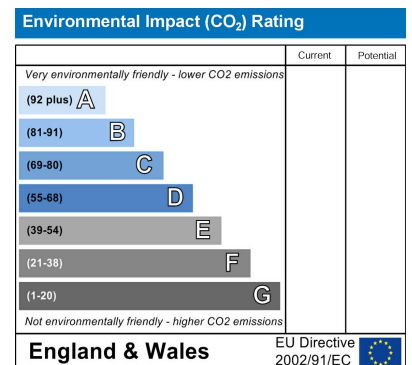
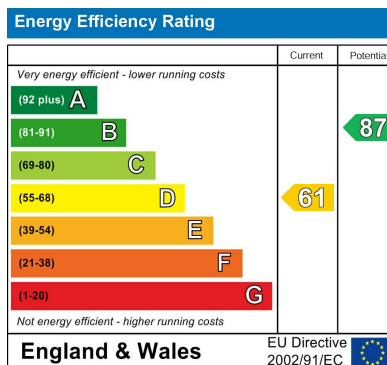
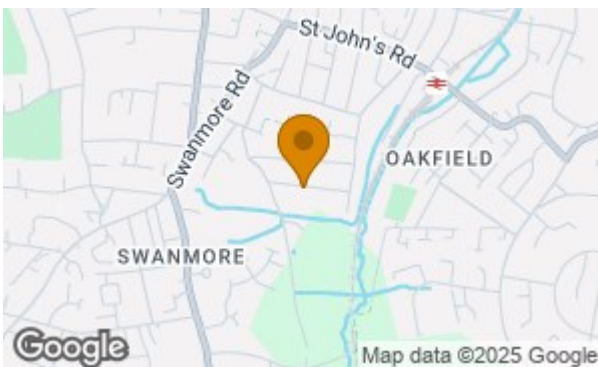


First Floor
Approx 30 sq m / 323 sq ft



Workshop
Approx 10 sq m / 107 sq ft

This floorplan is only for illustrative purposes and is not to scale. Measurements of rooms, doors, windows, and any items are approximate and no responsibility is taken for any error, omission or mis-statement. Icons of items such as bathroom suites are representations only and may not look like the real items. Made with Made Snappy 360.



Agent Notes:

The information provided about this property does not constitute or form part of an offer or contract, nor may it be regarded as representations. All interested parties must verify accuracy and your solicitor must verify tenure/lease information, fixtures and fittings and, where the property has been extended/converted, planning/building regulation consents.

All dimensions are approximate and quoted for guidance only and their accuracy cannot be confirmed. Reference to appliances and/or services does not imply that they are necessarily in working order or fit for the purpose. Susan Payne Property Ltd. Company no.10753879.