



# Cauldwell

PROPERTY SERVICES



## 10 Longleat Court, Milton Keynes, MK8 9HD

**£409,995**

Located in the desirable area of Great Holm, Milton Keynes, this impressive three bedroom detached home offered for sale with no upward chain, offers flexible living space and a host of features. Perfectly situated near the City Centre, train station, and the picturesque Lodge Lake, this property also enjoys proximity to local amenities and excellent transport links.

The property briefly comprises; entrance hall, downstairs cloakroom, living room, stylish modern fitted kitchen/dining room with integrated appliances, and a conservatory. On the first floor there are three well proportioned bedrooms, refitted en-suite shower room and a refitted family bathroom. Outside there are front and rear gardens with single garage and driveway.

Energy rating: C.  
Council Tax Band: D

## **ENTRANCE HALL**

Entrance door. Wood effect flooring. Storage cupboard. Stairs to first floor. Radiator.

## **DOWNSTAIRS CLOAKROOM**

Frosted double glazed window to front aspect. Two piece suite comprising low level wc and wash hand basin. Tiled splash backs.

## **KITCHEN/BREAKFAST ROOM 15'4 x 14'5 (4.67m x 4.39m)**

Double glazed window to front and rear aspect. Fitted with a range of wall and base units with worksurfaces incorporating sink with mixer tap and cutlery drainer. Fitted oven and five ring hob with extractor fan. Integrated dishwasher and washing machine. Space for fridge freezer. Wall mounted boiler. Feature radiator. Inset lights. Tiled flooring. Two sets of French doors to conservatory.

## **CONSERVATORY 21'3 x 7'6 (6.48m x 2.29m)**

Double glazed construction. Tiled flooring. Radiator. Door to rear garden.

## **LIVING ROOM 15'5 x 10'2 (4.70m x 3.10m)**

Double glazed window to front aspect. Radiator. Coving to ceiling. Wood effect flooring.

## **FIRST FLOOR LANDING**

Access to loft. Door to all rooms.

## **BEDROOM ONE 12'2 x 9'6 (3.71m x 2.90m)**

Double glazed window to rear aspect. Radiator. Built in wardrobe. Door to ensuite.

## **REFITTED EN-SUITE SHOWER ROOM**

Frosted double glazed window to front aspect. Three piece suite comprising shower cubicle with a shower. Low level wc and a wash hand basin.

## **BEDROOM TWO 10'4 x 8'6 (3.15m x 2.59m)**

Double glazed window to rear aspect. Radiator.

## **BEDROOM THREE 7'3 x 6'9 (2.21m x 2.06m)**

Double glazed window to front aspect. Radiator.

## **FAMILY BATHROOM**

Frosted double glazed window to front aspect. Re-fitted suite comprising panelled bath with wall mounted shower, low level wc and wash hand basin. Heated towel rail. Tiled. Shaver point. Light.

## **FRONT GARDEN**

Hardstanding driveway.

## **REAR GARDEN**

An attractive and enclosed rear garden, mainly laid to lawn with patio area. Flower and shrub borders.

## **GARAGE**

Up and over door. Power and light.

## **COUNCIL TAX BAND**

Council tax band . Sourced from <http://cti.voa.gov.uk/cti/inits.asp>

## **2. Vendor Approval**

The above details have been submitted to our clients but at the moment have not been approved by them and we therefore cannot guarantee their accuracy and they are distributed on this basis. Please ensure that you have a copy of our approved details before committing yourself to any expense.

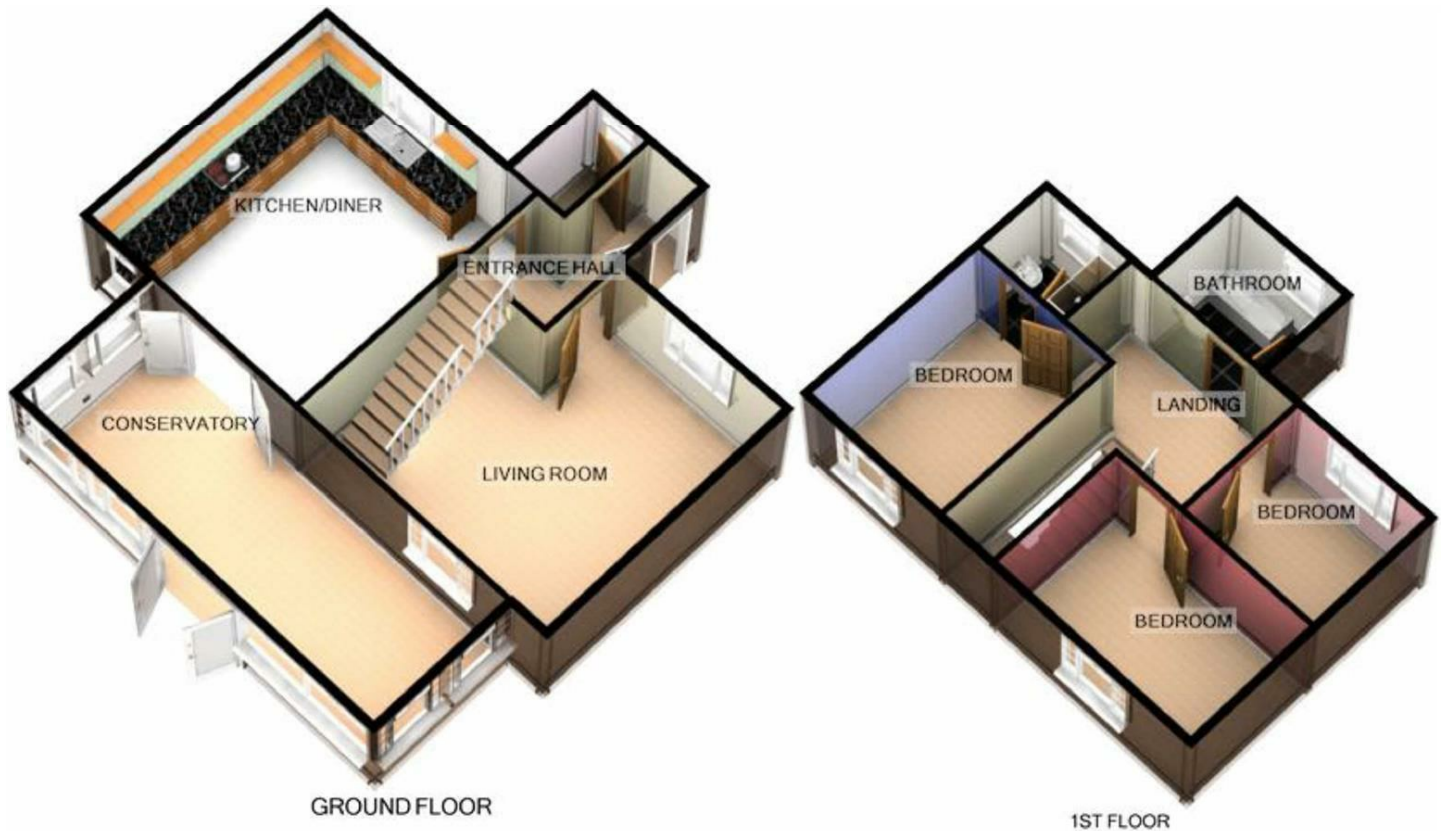
## **4. Solicitors**

We routinely refer customers to Franklins solicitors, Gough Thorne and The Mortgage Store. It is your decision whether you choose to deal with them, in making that decision, you should know that we receive a referral fee in the region of £80 to £250 for recommending you to them

## **3. Mortgage**

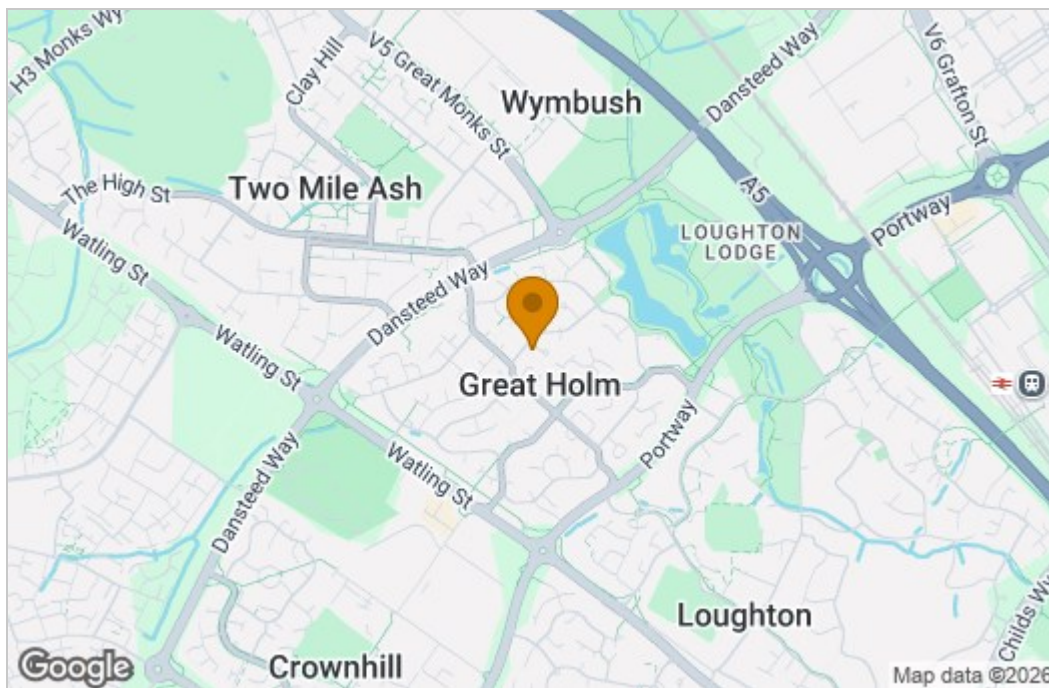
**MORTGAGE & FINANCIAL** - The Mortgage Store can provide you with up to the minute information on all available rates. To arrange an appointment, telephone this office **YOUR HOME IS AT RISK IF YOU DO NOT KEEP UP REPAYMENTS ON A MORTGAGE OR OTHER LOANS SECURED ON IT.** Full quotation available on request. A suitable life policy may be required. Loans subject to status. Minimum age 18.

## Floor Plan

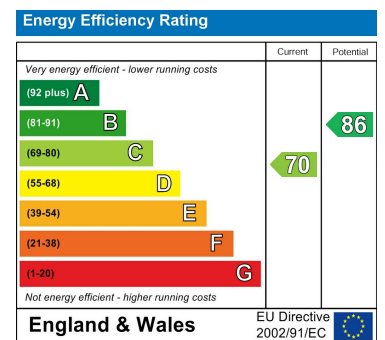


For illustrative purposes only. Decorative finishes, fixtures, fittings and furnishings do not represent the current state of the property. Measurements are approximate. Not to scale  
Made with Metropix ©2015

## Area Map



## Energy Efficiency Graph



These particulars, whilst believed to be accurate are set out as a general outline only for guidance and do not constitute any part of an offer or contract. Intending purchasers should not rely on them as statements of representation of fact, but must satisfy themselves by inspection or otherwise as to their accuracy. No person in this firm's employment has the authority to make or give any representation or warranty in respect of the property.